

# DC Electronic Load

## 150W~300W, Single-Channel, Programmable



### Description

These are 150W~300W, Single-channel programmable DC electronic loads, are designed for middle & high-end applications. They can be offered as multiple solutions according to customer's need. The online voltage measurements and adjustments or simulate short circuit test using the simple keypad on the front panel, can be used by the end users.

### Features

- 0-120V, 0-30A, 150W ~ 300W
- Dynamic mode: up to 10kHz
- Resolution of voltage and current: 0.1mV/0.1mA
- 4 working modes: CV/CC/CR/CW
- Remote sensing function
- Battery test, automatic test, OPP test, OCP test functions
- 100 sets of storage
- Short circuit function
- Current monitoring function
- Power off memory function
- Interfaces: USB, RS232 & LAN

### Specification Table

	72-13200	72-13210
Input Rating	Power: 150W / Voltage:0-120V / Current: 0-30A	Power: 300W / Voltage:0-120V / Current: 0-30A
CC Mode	Range: 0-3A / 0-30A Resolution: 0.1mA / 1mA Accuracy: $\pm(0.05\% + 0.05\% \text{ FS})$	Range: 0-3A / 0-30A Resolution: 0.1mA / 1mA Accuracy: $\pm(0.05\% + 0.05\% \text{ FS})$
CV Mode	Range: 0-18V / 0-120V Resolution: 0.1mV/1mV Accuracy: $\pm(0.05\% + 0.025\% \text{ FS})$	Range: 0-18V / 0-120V Accuracy: $\pm(0.05\% + 0.025\% \text{ FS})$
CR Mode	Range: 0.05 $\Omega$ -7.5k $\Omega$ Resolution: 16 bit Accuracy: 0.015%+0.1S	Range: 0.05 $\Omega$ -7.5K $\Omega$ Resolution: 16 bit Accuracy: $\pm(0.015\% + 0.1s)$
CW Mode	Range: 150W Resolution: 0.01W Accuracy: $\pm(0.1\% + 0.1\% \text{ FS})$	Range: 300W Resolution: 0.01W Accuracy: $\pm(0.1\% + 0.1\% \text{ FS})$
Slope	Range: 0-3A / 0-30A Rising: 0.0001-0.15A/ $\mu$ s / 0.001-1.5A/ $\mu$ s Falling: 0.0001-0.15A/ $\mu$ s / 0.001-1.5A/ $\mu$ s	Range: 0-3A / 0-30A Rising: 0.0001-0.15A/ $\mu$ s / 0.001-1.5A/ $\mu$ s Falling: 0.0001-0.15A/ $\mu$ s / 0.001-1.5A/ $\mu$ s



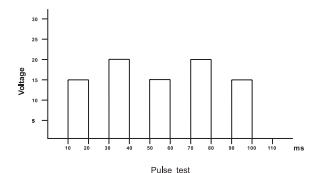
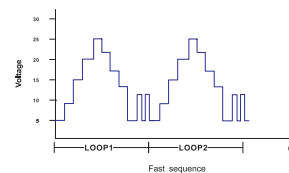
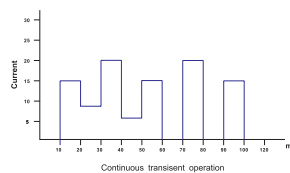
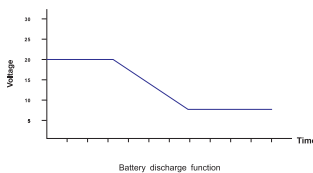
# DC Electronic Load

## 150W~300W, Single-Channel, Programmable



	72-13200	72-13210
Voltage Measurement	Range: 0-18V / 0-120V Resolution: 0.1mV/1mV Accuracy: $\pm(0.025\% + 0.025\% \text{ FS})$	Range: 0-18V / 0-120V Resolution: 0.1mV/1mV Accuracy: $\pm(0.025\% + 0.025\% \text{ FS})$
Current Measurement	Range: 0-3A / 0-30A Resolution: 0.1mA / 1mA Accuracy: $\pm(0.05\% + 0.05\% \text{ FS})$	Range: 0-3A / 0-30A Resolution: 0.1mA / 1mA Accuracy: $\pm(0.05\% + 0.05\% \text{ FS})$
Power Measurement	Range: 150W Resolution: 0.01W Accuracy: $\pm(0.1\% + 0.1\% \text{ FS})$	Range: 300W Resolution: 0.01W Accuracy: $\pm(0.1\% + 0.1\% \text{ FS})$
Over Power Protection	160W	320W
Over Current Protection	3.3A/33A	3.3A/33A
Over Voltage Protection	125V	125V
Over Temperature Protection	85°C	85°C
Input Impedance	150kΩ	150kΩ
Interfaces	USB, RS232 & LAN	USB, RS232 & LAN
Weight and Dimension (W×D×H)	5.17 kgs / 107mm×215mm×386mm	5.17 kgs / 107mm×215mm×386mm

### Curves



### Part Number Table

Description	Part Number
0-120V, 0-30A, 150W, single channel, programmable DC electronic load with interfaces USB, RS232 & LAN	72-13200
0-120V, 0-30A, 300W, single channel, programmable DC electronic load with interfaces USB, RS232 & LAN	72-13210

